

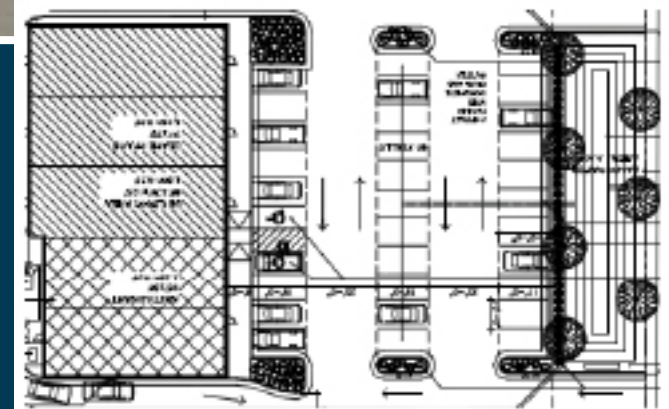
New 9th Street Market Place Retail Center For Lease

9th Street, Salina, KS



**Excellent location for restaurant, retail
and office uses**

Rates starting at \$18.00/sq. ft. NNN




- Abundant Drive Up Parking
- Separate Entrances
- Suites available from 1,400-2,800 Sq. Ft.
- Area neighbors include Olive Garden, Central Mall, Wal-Mart, Kohl's, Office Max, Hobby Lobby, Dillons, Aldi, Chili's, Timberline Steakhouse, Freddy's Frozen Custard, Subway, Capital Federal, Sunflower Bank, & many more.
- Strong traffic counts & demographics
- Turn key finish available
- Signalized intersection



**For Information
Contact:**

Curt Robertson (316) 618-1100
crobertson@insitere.com



Central Mall

MAGNOLIA ROAD

8-Plex

SITE



New Hong Kong Buffet

NINTH STREET

KOHL'S



Excellent restaurant, retail or office location

9th Street Salina, KS



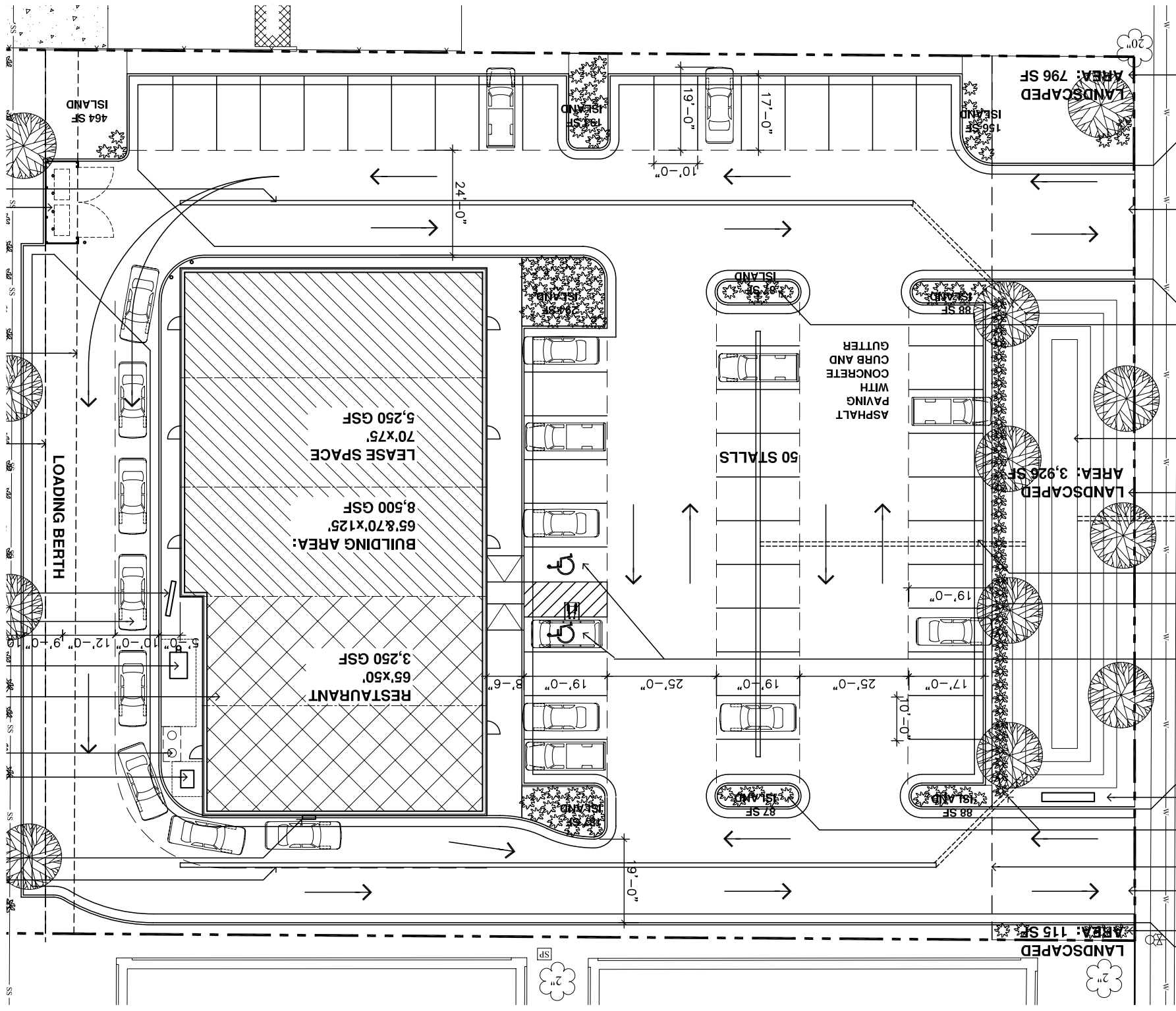
Conklin Cars New

Conklin Cars Used



Cottonwood Suites





LANDSCAPED
AREA: 115 SF

LANDSCAPED
AREA: 3,926 SF

LANDSCAPED
AREA: 796 SF

LOADING BERTH

ASPHALT
PAVING
WITH
CONCRETE
CURB AND
GUTTER

50 STALLS

RESTAURANT
65'x50'
3,250 GSF

BUILDING AREA:
65'x70'x125'
8,500 GSF

LEASE SPACE
70'x75'
5,250 GSF

ISLAND
464 SF

ISLAND
15'x5'

ISLAND
15'x5'

ISLAND
15'x5'

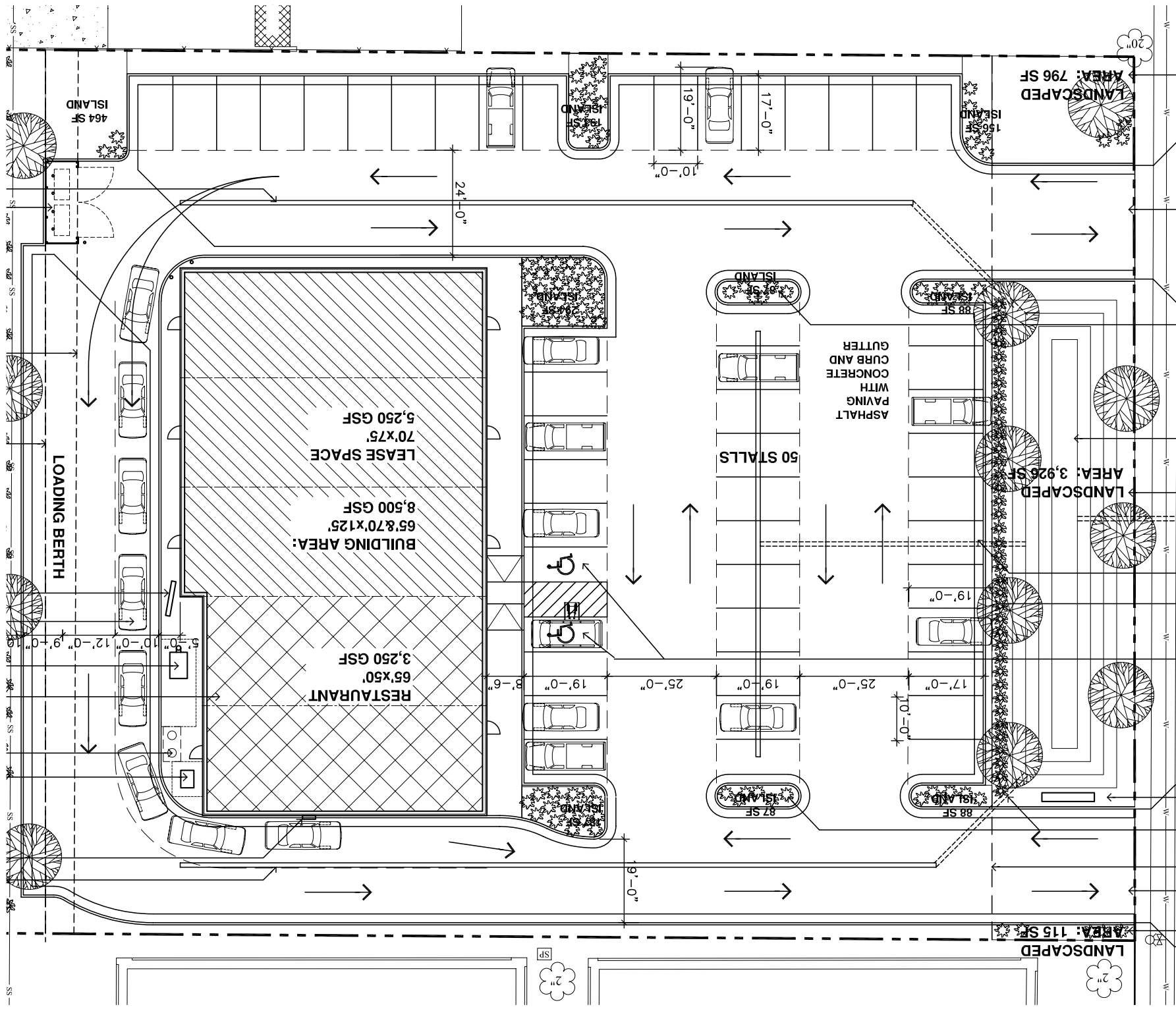
ISLAND
15'x5'

ISLAND
15'x5'

ISLAND
15'x5'

ISLAND
15'x5'

ISLAND
15'x5'



LANDSCAPED
AREA: 115 SF

LANDSCAPED
AREA: 3,926 SF

LANDSCAPED
AREA: 796 SF

LOADING BERTH

ASPHALT
PAVING
WITH
CONCRETE
CURB AND
GUTTER

50 STALLS

RESTAURANT
65'x50'
3,250 GSF

BUILDING AREA:
65'x70'x125'
8,500 GSF

LEASE SPACE
70'x75'
5,250 GSF

ISLAND
464 SF

ISLAND
15'x5'

ISLAND
15'x5'

ISLAND
15'x5'

ISLAND
15'x5'

ISLAND
15'x5'

ISLAND
15'x5'

ISLAND
15'x5'

ISLAND
15'x5'